

1

2

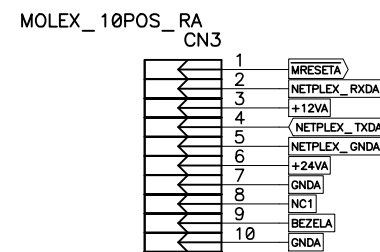
3

4

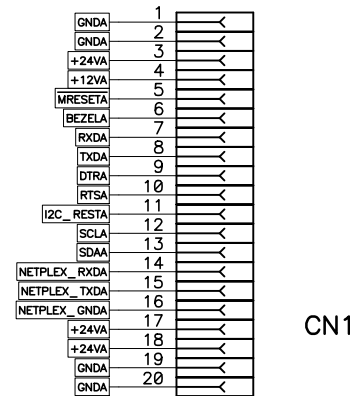
5

All Dimensions are in inches unless otherwise specified.
All documents and document copies are to be shredded when no longer in use.

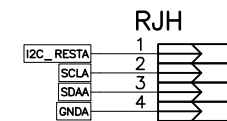
95-05020



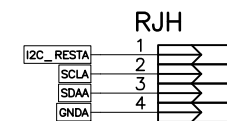
{Value}
FFC FH21-20S-1DSA



CN1



CN2



CN4

DRAWN BASED ON THE FOLLOWING

ITEMS: PWB 95-05020 ARTWORK VER A1
PWA 95-05001 VER A1



Origination Design File: 95-05020A1.sch

REV	RELEASE	DESCRIPTION	DATE	APPROVED	DO NOT SCALE DRAWING				TRANSACT			
A	ER95013	Initial Release	05/04	JHT	THE CONTENT OF THIS DOCUMENT IS PROPRIETARY. IT MAY NOT BE DIVULGED IN WHOLE OR PART WITHOUT PERMISSION FROM TRANSCAT TECHNOLOGIES.				Technologies Incorporated Ithaca Facility			
					ENG:	DEB	DATE:	04/04	UNIT:	M950	Sheet 1	
					DFTS:	DEB	DATE:	04/04	NAME: Schematic -Dual Port NETPLEX			
					NEXT ASSEMBLY				FILE:	95- 05020	DIM & TOL PER ANSI Y14.5	
					TOLER: .XX=+/- .02 .XXX=+/- .005 ∠=+/-1				MATERIAL:	N/A	PWB FILE:	95-05020 A1
					SHEET 1 OF 1		SCALE N/A		COATING:	N/A	PWA FILE:	95-05001 A1
					SUP BY: NONE			SUPSDS: NONE			95-05020	
					Form # 91-023C							

1

2

3

4

5